



# Round 3 - Phillip Island GP Circuit - September 3 & 4

## BEARS - F1 & F2

### Qualifying

Date: 03/09/22  
 Event: Q10  
 Weather: Mostly cloudy - Temp: 13.0C  
 Track: Almost dry - Temp: 14.2C

Started at: 11:49:57  
 Laps: 15 Min  
 Starters: 27  
 Printed at: 12:31

### PROVISIONAL CLASSIFICATION


Pos	No	Name	Class	Machine	Fastest Lap	On Lap	Behind Leader	Behind Prev	Top Speed
1	78	Nathan SPITERI / Livson Racing	F1	BMW M RR 1000	1:49.985	4 of 6			251
2	28	Joshua SODERLAND / Gowanloch Ducati / Soderland Mc Supplies / Dunlop	F1	Ducati V4 1100	1:50.024	4 of 5	.039	.039	282
3	22	Matthew EDWARDS / Finished Floors / Ricondi	F1	BMW S RR 1000	1:52.373	7 of 7	2.388	2.349	237
4	33	Allen MCGUIRE / Amac	F1	BMW S RR 1000	1:54.113	7 of 7	4.128	1.740	234
5	40	Rick FITZSIMMONS / RL & MY Fitzsimmons Painters	F1	Ducati P-gale 1199	1:54.606	5 of 5	4.621	.493	232
6	232	Jason CLIFF / JAC Pump Services	F1	BMW S RR 1000	1:56.684	4 of 7	6.699	2.078	220
7	76	Paul VAN DER HEIDEN / Moto Adelaide	F1	BMW S RR 999	1:56.709	7 of 7	6.724	.025	259
8	121	Andrew BURLEY / DucPen Specialists	F1	Ducati V4S 1100	1:57.362	3 of 5	7.377	.653	221
9	88	Mark MCGREGOR / Addicted to Track	F1	BMW S RR 1000	1:57.750	4 of 4	7.765	.388	238
10	19	Paul NILSEN / Broken Hill NSW	F2	Triumph Sp. Trip. 1050	1:58.327	6 of 6	8.342	.577	215
11	4A	Adrian PIERPOINT / Quadriant Developments	F1	Ducati P-gale 1299	1:59.019	6 of 6	9.034	.692	213
12	83	Nathan HILLMAN / Pheonix Car Rentals	F2	Triumph Dayt. 675	1:59.433	7 of 7	9.448	.414	227
13	5	Philip BARTUSH / Kaneg MotoSport	F2	Ducati 916	1:59.812	7 of 7	9.827	.379	225
14	75	Timothy HUNT / Assetnote	F2	Triumph Dayt. 675	1:59.863	2 of 2	9.878	.051	227
15	268	John PRICE / BRT / Aunty Mal	F1	Ducati P-gale 1100	2:00.281	3 of 3	10.296	.418	216
16	48	Robert DAFF / Rotunda Racing	F2	Ducati 998	2:00.886	7 of 7	10.901	.605	227
17	91	Herbert ZIEGELBOCK	F1	Aprilia RSV4 1109	2:01.064	3 of 3	11.079	.178	208
18	4	Stacey VAN WETERING / ABUS / LiquiMoly	F1	Aprilia RSV4 1000	2:01.164	3 of 3	11.179	.100	207
19	98	Marcus BURNS / La Villa Wines	F1	Ducati P-gale 1100	2:03.285	4 of 4	13.300	2.121	189
20	86	Beau BEATON / Irving Vincent	F1	Irving Vincent F1 1300	2:03.399	2 of 2	13.414	.114	243
21	45	John WILLIAMS / Moto Products / Aluma-Lite Racing	F1	BMW S RR 1000	2:03.721	4 of 4	13.736	.322	247
22	66	Ian GODWIN / Eclipse Car Care	F1	Aprilia Tuono 1100	2:04.207	3 of 6	14.222	.486	222
23	67	Richard DRAPER / R A Draper Medical Services	F2	Aprilia RSV4 1000	2:05.952	4 of 4	15.967	1.745	171
24	90	Shane IRWIN / Moto Products / Alupalite Racing / Mild Obsession	F1	BMW S RR 1000	2:07.262	3 of 3	17.277	1.310	229
25	955	Tom PALMAI	F2	Triumph Dayt. 765	2:07.667	3 of 3	17.682	.405	207
26	58	Andrew LEE	F1	Aprilia RSV4 1000	2:07.707	2 of 2	17.722	.040	190
Not enough laps									
NC	71	Scott CHAPMAN / Zenith Motorcycle Tours / Zenith Removals	F1	Ducati P-gale 1199	.000	0 of 0			1:49.985

Current qualifying record for BEARS\_F12 class - 1:38.126 by John ALLEN (QLD) on a MV Agusta F4 1000 set on 17/11/07

The results are provisional until the end of the time limit for protests and appeals.


*Scott Laing*  
 Chief Timekeeper - Scott Laing

*Tony Bolin*  
 Clerk of Course - Tony Bolin



**COMPUTIME RACE TIMING SYSTEMS PTY LTD**  
**www.computime.com.au**

E-mail: scott@computime.com.au / Ph: 0418 17 13 17





**Round 3 - Phillip Island GP Circuit - September 3 & 4**  
**BEARS - F1 & F2**

**Qualifying**

Date: 03/09/22  
 Event: Q10  
 Weather: Mostly cloudy - Temp: 13.0C  
 Track: Almost dry - Temp: 14.2C

Started at: 11:49:57  
 Laps: 15 Min  
 Starters: 27  
 Printed at: 12:31


**PROVISIONAL LAP TIMES**

No	Name	Lap 1	Lap 2	Lap 3	Lap 4	Lap 5	Lap 6	Lap 7
4	Stacey VAN WETERING	2:15.450	2:03.963	<b>2:01.164</b>				
4A	Adrian PIERPOINT	2:12.980	2:05.119	2:03.750	4:51.992	2:14.445	<b>1:59.019</b>	
5	Philip BARTUSH	2:22.510	2:14.255	2:08.734	2:05.700	2:02.677	2:02.292	<b>1:59.812</b>
19	Paul NILSEN	3:55.379	2:12.586	2:02.754	2:01.122	1:59.935	<b>1:58.327</b>	
22	Matthew EDWARDS	2:14.285	1:59.252	1:58.812	1:54.942	1:56.503	1:55.357	<b>1:52.373</b>
28	Joshua SODERLAND	2:17.958	1:59.511	1:53.890	<b>1:50.024</b>	1:50.713		
33	Allen MCGUIRE	2:22.255	3:47.965	2:02.624	1:58.912	1:55.886	1:54.294	<b>1:54.113</b>
40	Rick FITZSIMMONS	2:23.160	2:08.842	1:59.456	1:56.022	<b>1:54.606</b>		
45	John WILLIAMS	2:40.894	2:13.490	2:04.409	<b>2:03.721</b>			
48	Robert DAFF	2:25.855	2:10.547	2:02.892	2:03.065	2:03.792	2:02.631	<b>2:00.886</b>
58	Andrew LEE	2:18.256	<b>2:07.707</b>					
66	Ian GODWIN	2:13.477	2:04.253	<b>2:04.207</b>	<b>2:04.207</b>	2:04.766	2:06.846	
67	Richard DRAPER	2:17.223	2:07.178	2:06.342	<b>2:05.952</b>			
75	Timothy HUNT	2:08.743	<b>1:59.863</b>					
76	Paul VAN DER HEIDEN	2:25.782	2:12.234	2:06.207	2:03.712	2:01.647	1:59.666	<b>1:56.709</b>
78	Nathan SPITERI	1:58.187	1:53.553	1:52.877	<b>1:49.985</b>	3:49.264	2:18.142	
83	Nathan HILLMAN	2:23.701	2:13.699	2:07.578	2:05.991	2:01.747	2:01.187	<b>1:59.433</b>
86	Beau BEATON	2:13.445	<b>2:03.399</b>					
88	Mark MCGREGOR	4:08.751	2:09.405	1:59.384	<b>1:57.750</b>			
90	Shane IRWIN	2:32.953	2:13.325	<b>2:07.262</b>				
91	Herbert ZIEGELBOCK	2:19.508	2:05.907	<b>2:01.064</b>				
98	Marcus BURNS	2:15.386	2:05.884	2:05.219	<b>2:03.285</b>			
121	Andrew BURLEY	2:11.027	2:01.459	<b>1:57.362</b>	2:44.259	2:01.667		
232	Jason CLIFF	2:10.615	1:59.872	1:59.335	<b>1:56.684</b>	1:57.174	1:57.413	1:56.702
268	John PRICE	2:12.830	2:06.209	<b>2:00.281</b>				
955	Tom PALMAI	2:24.466	2:12.324	<b>2:07.667</b>				

The results are provisional until the end of the time limit for protests and appeals.


*Scott Laing*  
 Chief Timekeeper - Scott Laing

*Tony Bolin*  
 Clerk of Course - Tony Bolin



**COMPUTIME RACE TIMING SYSTEMS PTY LTD**  
**www.computime.com.au**

E-mail: scott@computime.com.au / Ph: 0418 17 13 17





**Round 3 - Phillip Island GP Circuit - September 3 & 4**  
**BEARS - F1 & F2**

**Qualifying**

Date: 03/09/22  
 Event: Q10  
 Weather: Mostly cloudy - Temp: 13.0C  
 Track: Almost dry - Temp: 14.2C


Started at: 11:49:57  
 Laps: 15 Min  
 Starters: 27  
 Printed at: 12:31

**PROVISIONAL SPLIT TIMES**

Lap	Split 1	Split 2	Split 3	Split 4	Lap Time	Spd	Lap	Split 1	Split 2	Split 3	Split 4	Lap Time	Spd							
<b>4 Stacey VAN WETERING (18th)</b>							<b>33 Allen MCGUIRE (4th)</b>													
1	34.381	39.804	25.862	35.403	2:15.450 P		1	32.436	40.920	31.360	37.539	2:22.255 P								
2	30.237	36.587	24.175	32.964	2:03.963	202	2	31.678	39.392	28.549	2:08.346	3:47.965	181							
3	<u>29.533</u>	<u>35.374</u>	<u>23.549</u>	<u>32.708</u>	<u>2:01.164</u>	207	3	29.359	35.851	25.091	32.323	2:02.624 P								
<b>4A Adrian PIERPOINT (11th)</b>							<b>40 Rick FITZSIMMONS (5th)</b>													
1	34.717	38.673	26.043	33.547	2:12.980 P		1	34.345	42.736	29.603	36.476	2:23.160 P								
2	31.076	35.964	24.223	33.856	2:05.119	202	2	30.405	38.777	26.547	33.113	2:08.842	205							
3	30.404	35.687	24.634	33.025	2:03.750	183	3	28.474	34.909	24.942	31.131	1:59.456	214							
4	31.176	37.632	24.740	3:18.444	4:51.992	205	4	27.866	34.197	23.484	30.475	1:56.022	231							
5	35.744	39.168	26.067	33.466	2:14.445 P		5	<u>27.671</u>	<u>33.657</u>	<u>23.094</u>	<u>30.184</u>	<u>1:54.606</u>	232							
6	<u>28.796</u>	<u>34.384</u>	<u>23.634</u>	<u>32.205</u>	<u>1:59.019</u>	213	<b>45 John WILLIAMS (21th)</b>													
<b>5 Philip BARTUSH (13th)</b>							1	38.620	50.426	34.446	37.402	2:40.894 P								
1	35.973	40.516	28.681	37.340	2:22.510 P		2	30.393	42.404	26.940	33.753	2:13.490	221							
2	30.953	39.884	27.669	35.749	2:14.255	184	3	28.434	37.927	<u>24.983</u>	33.065	2:04.409	237							
3	29.835	39.224	25.271	34.404	2:08.734	195	4	<u>28.323</u>	<u>37.384</u>	25.356	<u>32.658</u>	<u>2:03.721</u>	237							
4	29.097	37.751	25.367	33.485	2:05.700	211	<b>48 Robert DAFF (16th)</b>													
5	<u>28.242</u>	36.524	24.384	33.527	2:02.677	225	1	37.647	42.812	29.698	35.698	2:25.855 P								
6	28.952	36.490	24.444	<u>32.406</u>	2:02.292	207	2	30.107	39.934	26.626	33.880	2:10.547	206							
7	28.253	<u>35.187</u>	<u>23.658</u>	32.714	<u>1:59.812</u>	215	3	28.935	37.174	24.113	<u>32.670</u>	2:02.892	225							
<b>19 Paul NILSEN (10th)</b>							4	<u>28.411</u>	36.759	24.257	33.638	2:03.065	227							
1	37.352	43.196	29.647	2:05.184	3:55.379 P		5	30.148	<u>35.622</u>	24.588	33.434	2:03.792	200							
2	35.207	37.506	25.887	33.986	2:12.586 P		6	29.719	35.626	24.065	33.221	2:02.631	214							
3	29.906	35.761	24.178	32.909	2:02.754	205	7	28.930	35.636	<u>23.560</u>	32.760	<u>2:00.886</u>	227							
4	29.443	35.219	24.037	32.423	2:01.122	215	<b>58 Andrew LEE (26th)</b>													
5	<u>29.387</u>	34.904	23.718	31.926	1:59.935	211	1	37.745	39.896	26.454	34.161	2:18.256 P								
6	29.482	<u>33.862</u>	<u>23.232</u>	<u>31.751</u>	<u>1:58.327</u>	213	2	<u>29.745</u>	<u>38.734</u>	<u>25.634</u>	<u>33.594</u>	<u>2:07.707</u>	190							
<b>22 Matthew EDWARDS (3rd)</b>							<b>66 Ian GODWIN (22th)</b>													
1	34.581	38.342	26.414	34.948	2:14.285 P		1	34.309	39.765	25.805	33.598	2:13.477 P								
2	28.470	34.648	24.178	31.956	1:59.252	214	2	30.830	36.716	23.768	<u>32.939</u>	2:04.253	188							
3	28.552	33.583	24.558	32.119	1:58.812	203	3	30.370	<u>36.299</u>	24.012	33.526	<u>2:04.207</u>	189							
4	27.353	33.526	22.875	31.188	1:54.942	224	4	30.267	36.316	<u>23.701</u>	33.923	<u>2:04.207</u>	212							
5	<u>26.798</u>	34.284	24.073	31.348	1:56.503	237	5	<u>29.512</u>	37.182	24.055	34.017	2:04.766	222							
6	27.397	33.907	23.482	30.571	1:55.357	225	6	30.615	38.008	23.879	34.344	2:06.846	216							
7	27.017	<u>32.453</u>	<u>22.821</u>	<u>30.082</u>	<u>1:52.373</u>	231	<b>67 Richard DRAPER (23th)</b>													
<b>28 Joshua SODERLAND (2nd)</b>							1	36.059	39.849	25.360	35.955	2:17.223 P								
1	34.589	39.628	29.477	34.264	2:17.958 P		2	31.298	36.469	24.572	<u>34.839</u>	2:07.178	170							
2	27.796	35.379	25.896	30.440	1:59.511	217														
3	26.432	33.913	24.138	29.407	1:53.890	260														
4	<u>25.263</u>	<u>31.988</u>	<u>23.266</u>	29.507	<u>1:50.024</u>	281														
5	25.734	32.345	23.402	<u>29.232</u>	1:50.713	256														


*Scott Laing*  
 Chief Timekeeper - Scott Laing

*Tony Bolin*  
 Clerk of Course - Tony Bolin



**COMPUTIME RACE TIMING SYSTEMS PTY LTD**  
**www.computime.com.au**

E-mail: scott@computime.com.au / Ph: 0418 17 13 17







**Round 3 - Phillip Island GP Circuit - September 3 & 4**  
**BEARS - F1 & F2**

**Qualifying**

Date: 03/09/22  
 Event: Q10  
 Weather: Mostly cloudy - Temp: 13.0C  
 Track: Almost dry - Temp: 14.2C

Started at: 11:49:57  
 Laps: 15 Min  
 Starters: 27  
 Printed at: 12:31


**PROVISIONAL SPLIT TIMES**

Lap	Split 1	Split 2	Split 3	Split 4	Lap Time	Spd	Lap	Split 1	Split 2	Split 3	Split 4	Lap Time	Spd
3	31.202	36.222	<u>23.972</u>	34.946	2:06.342	168	90	<b>Shane IRWIN (24th)</b>					
4	<u>30.623</u>	<u>36.123</u>	24.214	34.992	<u>2:05.952</u>	171	1	36.793	45.627	31.663	38.870	2:32.953 P	
							2	32.129	40.368	26.241	34.587	2:13.325	194
							3	<u>30.226</u>	<u>37.516</u>	<u>25.864</u>	<u>33.656</u>	<u>2:07.262</u>	215
75	<b>Timothy HUNT (14th)</b>												
1	32.813	36.518	25.246	34.166	2:08.743 P								
2	<u>28.343</u>	<u>36.001</u>	<u>22.853</u>	<u>32.666</u>	<u>1:59.863</u>	227	91	<b>Herbert ZIEGELBOCK (17th)</b>					
							1	36.619	41.625	26.610	34.654	2:19.508 P	
							2	29.277	38.903	24.814	32.913	2:05.907	208
							3	<u>28.712</u>	<u>36.253</u>	<u>23.610</u>	<u>32.489</u>	<u>2:01.064</u>	197
76	<b>Paul VAN DER HEIDEN (7th)</b>												
1	36.321	43.915	29.934	35.612	2:25.782 P								
2	28.644	40.985	28.252	34.353	2:12.234	251	98	<b>Marcus BURNS (19th)</b>					
3	29.447	37.678	25.907	33.175	2:06.207	205	1	34.212	39.239	26.472	35.463	2:15.386 P	
4	28.927	37.123	25.327	32.335	2:03.712	225	2	31.452	36.537	25.229	32.666	2:05.884	174
5	28.223	36.663	24.796	31.965	2:01.647	235	3	30.897	37.043	25.011	<u>32.268</u>	2:05.219	187
6	28.383	35.334	24.524	<u>31.425</u>	1:59.666	226	4	<u>30.581</u>	<u>35.852</u>	<u>24.063</u>	32.789	<u>2:03.285</u>	189
7	<u>27.034</u>	<u>34.415</u>	<u>23.670</u>	31.590	<u>1:56.709</u>	259							
78	<b>Nathan SPITERI (1st)</b>												
1	30.335	33.554	22.816	31.482	1:58.187 P		121	<b>Andrew BURLEY (8th)</b>					
2	26.934	33.597	22.697	30.325	1:53.553	240	1	34.789	37.558	25.848	32.832	2:11.027 P	
3	27.014	33.764	21.740	30.359	1:52.877	235	2	29.886	35.969	24.105	<u>31.499</u>	2:01.459	201
4	<u>26.340</u>	<u>31.919</u>	<u>21.643</u>	<u>30.083</u>	<u>1:49.985</u>	251	3	<u>28.222</u>	34.274	23.327	31.539	<u>1:57.362</u>	219
5	27.505	3:21.759			3:49.264	236	4	28.608	34.231	<u>23.159</u>	1:18.261	2:44.259	208
6	31.145	45.974	26.549	34.474	2:18.142 P		5	33.351	<u>33.544</u>	23.237	31.535	2:01.667 P	
83	<b>Nathan HILLMAN (12th)</b>												
1	37.181	41.152	28.072	37.296	2:23.701 P		232	<b>Jason CLIFF (6th)</b>					
2	32.107	40.660	26.057	34.875	2:13.699	191	1	32.743	38.237	26.328	33.307	2:10.615 P	
3	30.451	38.106	25.091	33.930	2:07.578	207	2	30.317	34.316	23.658	31.581	1:59.872	184
4	29.882	37.058	25.379	33.672	2:05.991	218	3	29.241	34.437	23.634	32.023	1:59.335	206
5	29.431	35.619	23.727	32.970	2:01.747	203	4	28.241	<u>33.714</u>	23.073	31.656	<u>1:56.684</u>	205
6	<u>28.190</u>	<u>34.724</u>	24.960	33.313	2:01.187	224	5	28.231	33.771	22.836	32.336	1:57.174	220
7	28.276	35.285	<u>23.671</u>	<u>32.201</u>	<u>1:59.433</u>	227	6	<u>28.173</u>	34.281	23.089	31.870	1:57.413	218
							7	28.289	34.723	<u>22.633</u>	<u>31.057</u>	1:56.702	220
86	<b>Beau BEATON (20th)</b>												
1	31.741	38.808	28.483	34.413	2:13.445 P		268	<b>John PRICE (15th)</b>					
2	<u>28.190</u>	<u>37.187</u>	<u>25.091</u>	<u>32.931</u>	<u>2:03.399</u>	243	1	33.598	39.728	24.919	34.585	2:12.830 P	
							2	29.591	37.247	25.544	33.827	2:06.209	193
							3	<u>29.093</u>	<u>36.012</u>	<u>23.288</u>	<u>31.888</u>	<u>2:00.281</u>	197
88	<b>Mark MCGREGOR (9th)</b>												
1	33.912	39.156	29.571	2:26.112	4:08.751 P		955	<b>Tom PALMAI (25th)</b>					
2	34.995	36.618	24.648	33.144	2:09.405 P		1	37.742	42.386	29.155	35.183	2:24.466 P	
3	28.069	35.309	23.900	32.106	1:59.384	226	2	<u>30.533</u>	40.075	26.627	35.089	2:12.324	207
4	<u>27.742</u>	<u>34.666</u>	<u>23.618</u>	<u>31.724</u>	<u>1:57.750</u>	238	3	30.714	<u>37.205</u>	<u>25.712</u>	<u>34.036</u>	<u>2:07.667</u>	181

The results are provisional until the end of the time limit for protests and appeals.


*Scott Laing*  
 Chief Timekeeper - Scott Laing

*Tony Bolin*  
 Clerk of Course - Tony Bolin



**COMPUTIME RACE TIMING SYSTEMS PTY LTD**  
**www.computime.com.au**

E-mail: scott@computime.com.au / Ph: 0418 17 13 17





**Round 3 - Phillip Island GP Circuit - September 3 & 4**  
**BEARS - F1 & F2**

**Qualifying**

Started at: 11:49:57  
 Laps: 15 Min  
 Starters: 27  
 Printed at: 12:31

Date: 03/09/22  
 Event: Q10  
 Weather: Mostly cloudy - Temp: 13.0C  
 Track: Almost dry - Temp: 14.2C


**PROVISIONAL FASTEST LAPS SEQUENCE**

Race Time	No	Name	Machine	Fastest Lap	On Lap
2:24.941	4A	Adrian PIERPOINT	Ducati P-gale 1299	2:12.980	1
2:25.138	232	Jason CLIFF	BMW S RR 1000	2:10.615	1
3:05.957	78	Nathan SPITERI	BMW M RR 1000	1:58.187	1
4:59.510	78	Nathan SPITERI	BMW M RR 1000	1:53.553	2
6:52.387	78	Nathan SPITERI	BMW M RR 1000	1:52.877	3
8:42.372	78	Nathan SPITERI	BMW M RR 1000	1:49.985	4

The results are provisional until the end of the time limit for protests and appeals.


*Scott Laing*  
 Chief Timekeeper - Scott Laing

*Tony Bolin*  
 Clerk of Course - Tony Bolin



**COMPUTIME RACE TIMING SYSTEMS PTY LTD**  
**www.computime.com.au**

E-mail: scott@computime.com.au / Ph: 0418 17 13 17





**Round 3 - Phillip Island GP Circuit - September 3 & 4**  
**BEARS - F1 & F2**

**Qualifying**

Date: 03/09/22  
 Event: Q10  
 Weather: Mostly cloudy - Temp: 13.0C  
 Track: Almost dry - Temp: 14.2C

Started at: 11:49:57  
 Laps: 15 Min  
 Starters: 27  
 Printed at: 12:31

**PROVISIONAL BEST PARTIAL TIMES**

Pos	Split 1		Split 2		Split 3		Split 4		LAP		Ideal	Fastest
	Name	Time	Name	Time	Name	Time	Name	Time	Name	Time		
1	J. SODERLAN	25.263	N. SPITERI	31.919	N. SPITERI	21.643	J. SODERLAN	29.232	J. SODERLAN	1:49.749	1:50.024	
2	N. SPITERI	26.340	J. SODERLAN	31.988	A. MCGUIRE	22.572	M. EDWARDS	30.082	N. SPITERI	1:49.985	1:49.985	
3	M. EDWARDS	26.710	M. EDWARDS	32.453	J. CLIFF	22.633	N. SPITERI	30.083	M. EDWARDS	1:52.066	1:52.373	
4	P. VAN DER H	27.034	A. MCGUIRE	33.392	M. EDWARDS	22.821	R. FITZSIMMO	30.184	A. MCGUIRE	1:53.505	1:54.113	
5	J. WILLIAMS	27.125	A. BURLEY	33.544	T. HUNT	22.853	A. MCGUIRE	30.410	R. FITZSIMMO	1:54.606	1:54.606	
6	A. MCGUIRE	27.131	R. FITZSIMMO	33.657	R. FITZSIMMO	23.094	J. CLIFF	31.057	J. CLIFF	1:55.295	1:56.684	
7	R. FITZSIMMO	27.671	J. CLIFF	33.714	A. BURLEY	23.159	P. VAN DER H	31.425	A. BURLEY	1:56.424	1:57.362	
8	M. MCGREGO	27.742	P. NILSEN	33.862	P. NILSEN	23.232	A. BURLEY	31.499	P. VAN DER H	1:56.544	1:56.709	
9	J. CLIFF	27.891	A. PIERPOINT	34.384	J. SODERLAN	23.266	M. MCGREGO	31.724	M. MCGREGO	1:57.750	1:57.750	
10	N. HILLMAN	28.190	P. VAN DER H	34.415	J. PRICE	23.288	P. NILSEN	31.751	P. NILSEN	1:58.176	1:58.327	
11	B. BEATON	28.190	M. MCGREGO	34.666	S. VAN WETE	23.549	J. PRICE	31.888	N. HILLMAN	1:58.786	1:59.433	
12	A. BURLEY	28.222	N. HILLMAN	34.724	R. DAFF	23.560	N. HILLMAN	32.201	A. PIERPOINT	1:59.019	1:59.019	
13	P. BARTUSH	28.242	P. BARTUSH	35.187	H. ZIEGELBO	23.610	A. PIERPOINT	32.205	P. BARTUSH	1:59.493	1:59.812	
14	T. HUNT	28.343	S. VAN WETE	35.374	M. MCGREGO	23.618	M. BURNS	32.268	T. HUNT	1:59.863	1:59.863	
15	R. DAFF	28.411	R. DAFF	35.622	A. PIERPOINT	23.634	P. BARTUSH	32.406	J. PRICE	2:00.024	2:00.281	
16	H. ZIEGELBO	28.712	M. BURNS	35.852	P. BARTUSH	23.658	H. ZIEGELBO	32.489	R. DAFF	2:00.263	2:00.886	
17	A. PIERPOINT	28.796	T. HUNT	36.001	P. VAN DER H	23.670	J. WILLIAMS	32.658	H. ZIEGELBO	2:01.064	2:01.064	
18	J. PRICE	28.836	J. PRICE	36.012	N. HILLMAN	23.671	T. HUNT	32.666	S. VAN WETE	2:01.164	2:01.164	
19	P. NILSEN	29.331	R. DRAPER	36.123	I. GODWIN	23.701	R. DAFF	32.670	J. WILLIAMS	2:02.150	2:03.721	
20	T. PALMAI	29.373	H. ZIEGELBO	36.253	R. DRAPER	23.972	S. VAN WETE	32.708	I. GODWIN	2:02.451	2:04.207	
21	I. GODWIN	29.512	I. GODWIN	36.299	M. BURNS	24.063	B. BEATON	32.931	M. BURNS	2:02.764	2:03.285	
22	S. VAN WETE	29.533	S. IRWIN	36.798	J. WILLIAMS	24.983	I. GODWIN	32.939	B. BEATON	2:03.399	2:03.399	
23	A. LEE	29.745	T. PALMAI	36.918	B. BEATON	25.091	A. LEE	33.594	S. IRWIN	2:05.540	2:07.262	
24	S. IRWIN	29.824	B. BEATON	37.187	A. LEE	25.230	S. IRWIN	33.656	R. DRAPER	2:05.557	2:05.952	
25	M. BURNS	30.581	J. WILLIAMS	37.384	S. IRWIN	25.262	T. PALMAI	34.036	T. PALMAI	2:05.884	2:07.667	
26	R. DRAPER	30.623	A. LEE	37.603	T. PALMAI	25.557	R. DRAPER	34.839	A. LEE	2:06.172	2:07.707	

The results are provisional until the end of the time limit for protests and appeals.


*Scott Laing*  
 Chief Timekeeper - Scott Laing

*Tony Bolin*  
 Clerk of Course - Tony Bolin



**COMPUTIME RACE TIMING SYSTEMS PTY LTD**  
**www.computime.com.au**

E-mail: scott@computime.com.au / Ph: 0418 17 13 17





Round 3 - Phillip Island GP Circuit - September 3 & 4

BEARS - F1 & F2

LEG 1 (Event 6)

Date: 03/09/22  
Event: Q10  
Weather: Mostly cloudy - Temp: 13.0C  
Track: Almost dry - Temp: 14.2C

Started at: 11:49:57  
Laps: 15 Min  
Starters: 27  
Printed at: 12:31


PROVISIONAL GRID SHEET



1	78 N. SPITERI 1:49.985	2	28 J. SODERLAND 1:50.024	3	22 M. EDWARDS 1:52.373
2	33 A. MCGUIRE 1:54.113	4	40 R. FITZSIMMON 1:54.606	5	232 J. CLIFF 1:56.684
3	76 P. VAN DER HEI 1:56.709	6	121 A. BURLEY 1:57.362	7	88 M. MCGREGOR 1:57.750
4	19 P. NILSEN 1:58.327	8	4A A. PIERPOINT 1:59.019	9	83 N. HILLMAN 1:59.433
5	5 P. BARTUSH 1:59.812	10	75 T. HUNT 1:59.863	11	268 J. PRICE 2:00.281
6	48 R. DAFF 2:00.886	12	91 H. ZIEGELBOCK 2:01.064	13	4 S. VAN WETERIN 2:01.164
7	98 M. BURNS 2:03.285	14	86 B. BEATON 2:03.399	14	45 J. WILLIAMS 2:03.721
8	66 I. GODWIN 2:04.207	15	67 R. DRAPER 2:05.952	15	90 S. IRWIN 2:07.262
9	955 T. PALMAI 2:07.667	16	58 A. LEE 2:07.707	16	71 S. CHAPMAN .000


*Scott Laing*  
Chief Timekeeper - Scott Laing

*Tony Bolin*  
Clerk of Course - Tony Bolin



COMPUTIME RACE TIMING SYSTEMS PTY LTD  
www.computime.com.au

E-mail: scott@computime.com.au / Ph: 0418 17 13 17







# Round 3 - Phillip Island GP Circuit - September 3 & 4

## BEARS - F1 & F2

### LEG 1 (Event 6)

Date: 03/09/22  
 Event: Q10  
 Weather: Mostly cloudy - Temp: 13.0C  
 Track: Almost dry - Temp: 14.2C

Started at: 11:49:57  
 Laps: 15 Min  
 Starters: 27  
 Printed at: 12:31


## PROVISIONAL GRID SHEET

	27 <b>71</b> S. CHAPMAN 0.000	26 <b>58</b> A. LEE 2:07.707	25 <b>955</b> T. PALMAI 2:07.667	<b>9</b>
24 <b>90</b> S. IRWIN 2:07.262	23 <b>67</b> R. DRAPER 2:05.952	22 <b>66</b> I. GODWIN 2:04.207		<b>8</b>
21 <b>45</b> J. WILLIAMS 2:03.721	20 <b>86</b> B. BEATON 2:03.399	19 <b>98</b> M. BURNS 2:03.285		<b>7</b>
18 <b>4</b> S. VAN WETERIN 2:01.164	17 <b>91</b> H. ZIEGELBOCK 2:01.064	16 <b>48</b> R. DAFF 2:00.886		<b>6</b>
15 <b>268</b> J. PRICE 2:00.281	14 <b>75</b> T. HUNT 1:59.863	13 <b>5</b> P. BARTUSH 1:59.812		<b>5</b>
12 <b>83</b> N. HILLMAN 1:59.433	11 <b>4A</b> A. PIERPOINT 1:59.019	10 <b>19</b> P. NILSEN 1:58.327		<b>4</b>
9 <b>88</b> M. MCGREGOR 1:57.750	8 <b>121</b> A. BURLEY 1:57.362	7 <b>76</b> P. VAN DER HEI 1:56.709		<b>3</b>
6 <b>232</b> J. CLIFF 1:56.684	5 <b>40</b> R. FITZSIMMON 1:54.606	4 <b>33</b> A. MCGUIRE 1:54.113		<b>2</b>
3 <b>22</b> M. EDWARDS 1:52.373	2 <b>28</b> J. SODERLAND 1:50.024	1 <b>78</b> N. SPITERI 1:49.985		<b>1</b>



*Scott Laing*  
 Chief Timekeeper - Scott Laing

*Tony Bolin*  
 Clerk of Course - Tony Bolin



**COMPUTIME RACE TIMING SYSTEMS PTY LTD**  
**www.computime.com.au**

E-mail: scott@computime.com.au / Ph: 0418 17 13 17

